



INSTRUCTION FOR USE

GDT ACRYSOFT RELINE

Soft Denture Reline & Tissue Conditioner

INDICATIONS: is suitable as a soft temporary denture reline material and tissue conditioner. Additionally it's a functional impression material.

INSTRUCTIONS FOR USE:

1. Clean denture thoroughly by brushing with liquid detergent and water.
2. Inspect denture for proper occlusion.
3. Relieve all undercut and obvious pressure areas.
4. Using syringe, place 4ml of liquid into the mixing cup provided. Add 1 level-full measuring vial of powder and mix gently with a stainless steel spatula for 30 seconds.
5. After allowing the mixture to form a viscous, yet flowable state, pour the mixture into the denture, using a spatula to flow the material to the peripheral border to be certain that there is ample material to form an adequate peripheral (muscle-trimming) roll.
6. Have the patient rinse their mouth thoroughly with plain cold water.
7. Place the denture in the mouth of the patient and have the patient close the jaw slowly to a normal biting position to bring the teeth into proper occlusion. Have the patient hold this position for 1-2 minutes before muscle trimming.
8. After a further 3 minutes, remove the denture from the mouth and check for full coverage and an adequate peripheral roll. Additional material can be added as required, as the material will blend homogeneously. If additional material is used, reinsert the denture for 2-3 minutes and re-inspect.
9. Trim excess with warm water and a sharp knife.
10. Have patient return periodically for examination of progress during the resorption period. Additional material can be added as required after grinding and relieving areas where the base material has shown through.



11. Tissue Conditioner can be readily removed from a denture by scraping with a blunt knife or spatula and then wiping the denture with alcohol before washing the denture with a mild detergent and warm water.
12. When Tissue Conditioner is used as a Functional Impression Material, allow the patient to wear and use the denture normally for 6-24 hours. Remove the impression from the mouth and pour the stone model immediately.











CLEANING: Before sending dentures to a dental lab, always clean and disinfect following the instructions on the packet.

WARNING: Powder and liquid may cause slight irritation to eyes. In case of contact with eyes, rinse immediately with plenty of water and seek medical advice. The powder contains polymerised methacrylate and therefore may cause sensitisation by contact in susceptible persons. If sensitisation occurs, discontinue use.

STORAGE: Store materials in a dry dark place. Always replace all caps immediately after use.

PACKAGING: 2x50g Powder / 100ml Liquid. Mixing accessories.

REF: SADR

	<i>Consult instructions for use</i>		<i>Flammable liquid</i>
	<i>Temperature limit</i>		<i>Use by</i>
	<i>Keep away from sunlight</i>		<i>Catalogue number</i>
	<i>Keep dry</i>		<i>Batch code</i>
	<i>Do not reuse</i>		<i>Manufacturer</i>

Failure to comply with the conditions of storage leads to a change of the working characteristics of the material and decrease the shelf life of material. The manufacturer is not responsible for any loss of quality caused by the failure to comply with terms of transportation, storage and use established by the manufacturer for this product. Responsibility for the use of the material for purposes other than those specified by the manufacturer, the user's responsibility.

